

# مشخصات کلی و ابعاد دقیق فلومتر

**FISCHER**   
UNDER LICENSE GERMANY

## LZB Glass Tube Rotameter

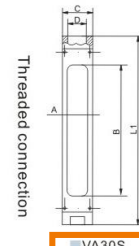
This Series of flowmeter is made of SS304. There are female Screw thread, Flange Connection and Tri-clamp connection for choice. It is featured in nice looking and low weight.

### Main Technical Parameters

Model	Diameter (mm)	Range (L/h)		Accuracy (± %)	Temperature	Working Pressure		
		Water 20 °C					Air 101325Pa20°C (m³/h)	
VA 30S-15 FA 30S-15 WA 30S-15	15	4-40 10-100 16-160 25-250 36-360 46-460 65-650	6.3-63 12-120 20-200 30-300 40-400 63-630 75-750	0.12-1.2 0.3-3 0.5-5 0.8-8 1.2-12	0.2-2 0.4-4 0.6-6 0.9-9 2-20	1.5	-20°C~+120°C	≤1.0MPa
VA 30S-25 FA 30S-25 WA 30S-25	25	40-400 63-630 100-1000 160-1600 250-2500	50-500 80-800 120-1200 200-2000 300-3000	1.6-16 2.5-25 4-40 6-60	2-20 3-30 5-50			
VA 30S-40 FA 30S-40 WA 30S-40	40	160-1600 250-2500 400-4000	200-2000 300-3000 500-5000	5-50 8-80 12-120	6-60 9-90			
VA 30S-50 FA 30S-50 WA 30S-50	50	250-2500 400-4000 630-6300 1000-10000 4000-16000	300-3000 500-5000 800-8000 1500-15000	10-100 16-160 30-300	12-120 20-200	≤0.7MPa		

### LZB-VA 30S Glass Tube Rotameter Outline Dimensions(mm)

Diameter (mm)	Display window size a × b	VA30S Threaded Connection		
		L1	C	D
15	26×236	344	Φ38	1/2"BSP
25	34×226	348	Φ55	1"BSP
40	44×226	370	Φ70	1 1/2"BSP
50	60×216	380	Φ90	2"BSP

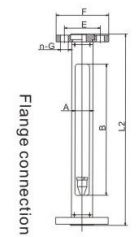


Threaded connection

VA30S

### LZB-FA 30S Glass Tube Rotameter Outline Dimensions(mm)

Diameter (mm)	Display window size a × b	FA30S Flange Connection			
		L2	E	F	n-G
15	26×236	348	Φ65	Φ95	4-Φ14
25	34×226	348	Φ85	Φ115	4-Φ14
40	44×226	370	Φ110	Φ145	4-Φ18
50	60×216	370	Φ125	Φ160	4-Φ18

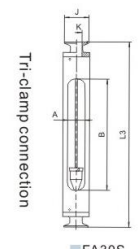


Flange connection

FA30S

### LZB-WA30S Glass Tube Rotameter Outline Dimensions(mm)

Diameter (mm)	Display window size a × b	WA30S Tri-clamp Connection		
		L3	J	K
15	26×236	376	50.5	3/4"
25	34×226	376	50.5	1"
40	44×226	376	50.5	1 1/2"
50	60×216	376	64	2"



Tri-clamp connection

FA30S